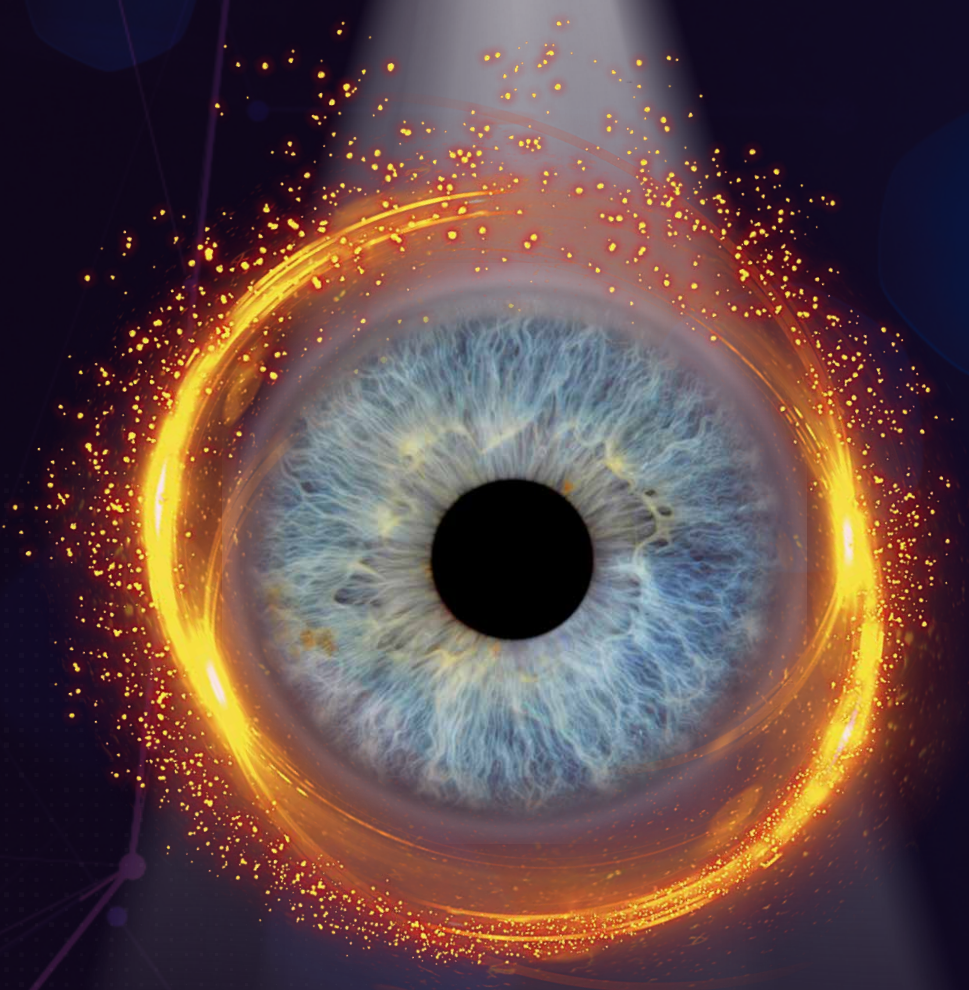


Etkin

TIBBİ CİHAZLAR



For more than seeing...

General Catalogue

Table of Contents

Company Profile	02
Our History	03
Common Main Features	04-05
Surgical Lights Common Features	06-07
Accessories and Optional Features	08
Elite	09-11
Pergamon+	12-14
Smyrna+	15-17
Modular System	18
Anka+	19-21
Kayra+	22-24
Hera+	25
Hera S+	26
Hera+ / Hera S+ Technical Specifications	27

Company Profile

Turkey's First LED Based Surgical Lights Manufacturer



Etkin Tibbi Cihazlar was established in 1996 as a medical device sales and service company. Since its establishment, Etkin Tibbi Cihazlar has adopted high quality and trustworthy customer service as the company's main philosophy.

Etkin Tibbi Cihazlar started manufacturing and sales of the LED surgical lighting systems in 2012 and has become one of the renowned brands in the world.

In the Turkish market the company is a medical device importer and seller as well, and it performs in the areas of intensive care room equipment, operating room equipment supplies, radiology devices, anesthesia, surgery, gynecology, pediatrics and sterilization. Etkin Tibbi Cihazlar is a proud provider of high quality and trustworthy customer service and technical support for the health care institutions, with an expertise in serving the operating rooms and ICU rooms. Currently LED operation and surgical lights constitute the sole international business product line for exports.

Our History

Turkey's First Surgical Lights Manufacturer

1996

Establishment of Etkin Tibbi Cihazlar

"ETC Development Project" supported by Izmir Development Agency was concluded successfully.

2010

2011

"LED Based Surgical Examination Lighting System Project" supported by TÜBİTAK and "Ionze EDC Radiation Shielding Plate" supported by TÜBİTAK were successfully concluded.

2012

"ETC Marketing and Technical Services Development Project" supported by KOSGEB has been successfully concluded. Factory investment has started in Çiğli Atatürk Industrial Zone. Production of LED surgical lights has started.

2013

"Sahara LED Based Surgical Operation Light Project" supported by TÜBİTAK was successfully completed. It was among the "100 Fastest Growing Companies in Turkey" under the leadership of All World Network and TOBB and with the support of TEPAV. Sales teams were established and liaison offices were opened in Istanbul and Ankara.

2014

Export process initiated.

2015

It became the sole distributor of Hamilton Medical AG in Turkey.

2016

DEPARK Teknokent office's activities started.

2018

Within the scope of 1501 Program "Technology Development Project of LED Surgical Light" was initiated supported by TÜBİTAK .

Common Main Features

Shadowless Lighting

Ergonomic light head design feature minimizes the probable shadow of the head or shoulders of the surgical personnel interfering in the operation area.




Vibration-Free Lighting

Ability to adjust flicker-free lighting without any changes in color.



Low Power Consumption

Thanks to the fresnel structure, decrement of lighting is minimized and all power is focused on the lighting area.



Stable And Unchanging Lighting

In case of failure in any LED/Module, the other LEDs continue illumination maintaining the light intensity.



High CRI Value

Thanks to its high CRI value, the operation area can be seen in its true color tone, tissues and organs can be quantified down to the finest details, and with its high CRI R9 and CRI R13 values, it provides contrast-rich and natural illumination for the surgery without compromising the true tones of the tissues.



Common Main Features

Internal & External Endoscopic Mode

External and internal endoscopy mode are used for comfortable lighting during closed operations such as endoscopy and laparoscopy.

High Level Design: Environmentally Friendly-User Friendly-Ergonomic

High quality components are integrated with innovative design and successful engineering in all products for superior lighting and long-lasting high performance thanks to environmentally-friendly, user friendly, and ergonomomy.

IP54 Protection

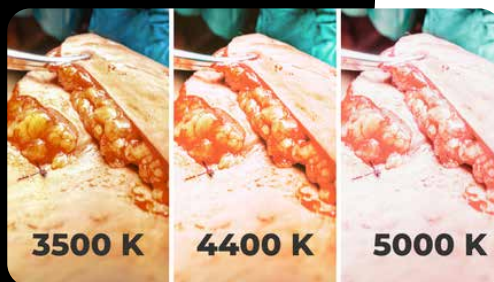
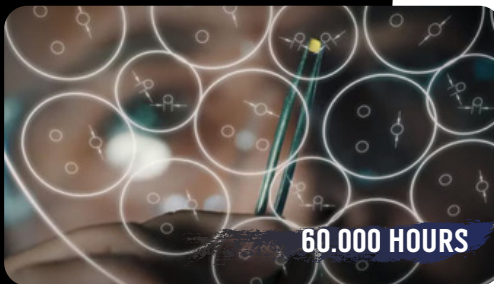
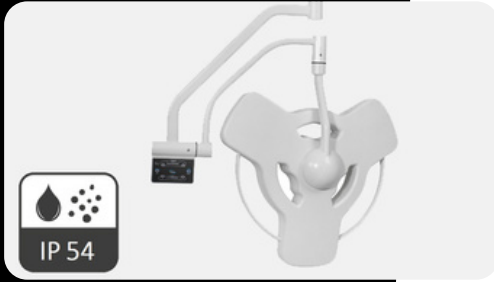
Light heads are resistant to dust and liquid at IP54 level.

The Latest Technology Led Chip

LED chip technology that provides a minimum life of 60,000 hours, regardless of color and light intensity used.

Color Temperature Adjustment (Kelvin)

Ideal illumination is provided while color temperature can be adjusted according to tissue and operation type; eye fatigue, glare and similar negativities effects that may be experienced with conventional lights are inhibited.



Surgical Lights Common Features

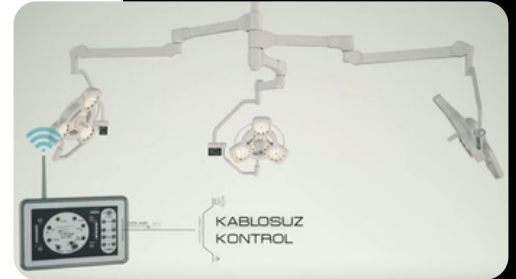
Integration Systems

Etkin Tibbi Cihazlar offers innovative and fully compatible surgical lights to be integrated with all solutions you needs.



Remote Control System

Lighting systems can be controlled from outside the operation area with a Wall Control Panel, Remote Control, and a mobile tablet. All heads can be controlled synchronously from a single control panel; Meanwhile, they can be controlled separately.



Laminar Flow

Light head design provides ideal laminar airflow to manage air turbulence to minimize bacterial contamination.



DUCOP®-Double Sided Control Panel

This feature enables bilateral use of the control panel without the necessity of making any changes on the location of the operation team members. The selected side can be used for camera or light control and/or can be used for both options at the same time.



Surgical Lights Common Features

UHD/FULL HD Camera Integration

Uninterrupted high resolution surgical image of 3840x2160 or 1920x1080 transfer to all imaging devices is provided for the purpose of recording and training.

Camera: Perfect Image And Wireless Transmission

Wireless camera feature combines existing Full HD and Ultra HD camera technology with the advantage of encrypted and wireless communication.

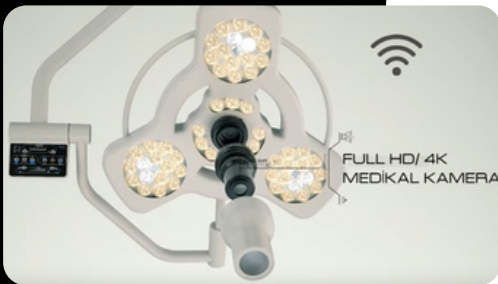
The high-resolution images can then be transmitted to a main receiver or multiple installers without the need for any additional cables. Camera features also be controlled from wall control panel or a tablet.

Touch Control Panel

With the control panel option, where camera can also be controlled, there is no need for an additional camera control unit. Durability is ensured without sacrificing ease of use with the uniquely designed control panel consisting of touch-sensitive buttons.

Wireless Camera And Camera Infrastructure

With its camera infrastructure and wireless camera technology, the systems is ready to be used without the need for any equipment necessary for assembly in the installation and removal of the camera. Lights with camera can be equipped with sterilizable handles.



Accessories



UHD(4K) Camera



Full HD Camera



Sterilizable Handle



Sterilizable Camera Cover



Wall Control Panel (Wireless)



Monitor Carrier Arm



Medical Monitor



Remote Control



Battery



Recorder



Converter

Optional Features



Wireless Camera



DUCOP



Customizable User Interface Memory Function



Automatic Light Field Management (ALM)



External Endo Mode



Color Temperature Adjustment (Kelvin)



Automatic Shadow management (ASM)



Sterile Control With Multifunctional Handle



Operation Area Control Function



Synchronization



SURGICAL LIGHTS

ETC Elite

SERIES

Elite Series operating lights provide solutions with various head mounting styles. Elite series can provide 160,000 lux illumination with minimum power consumption through high energy efficiency.



Sterilizable Handle
Can be sterilized at 134°C
in autoclave

IP 54
Light heads are resistant
to dust and liquid at
IP54 level.

Excellent Lighting and High Performance

Elite Series surgical light, which is the first series been produced by Etkin Tibbi Cihazlar and exported to the international market, attracts attention with its unique control panel, low power consumption, flicker-free illumination, high CRI value (>97), and color temperature adjustment.

Remote Control System

Light systems can be controlled from outside the operation area with the Wall Control Panel, Remote Control, and a mobile or tablet.



UHD/FULL HD Camera

Uninterrupted high resolution image transfer of 3840x2160 or 1920x1080 to all imaging devices is provided for the purpose of recording and training.

Wireless Camera and Camera Infrastructure

With its camera infrastructure and wireless camera technology, the systems is ready to be used without the need for any equipment for assembly in the installation and removal of the camera. Lights with camera can be equipped with sterilizable handles.



Full HD Medical Camera / Ultra HD Camera inside customized protective case



A sterilizable case is used to protect the camera and avoid decontamination during surgeries.



The ideal solution for narrow surgical area

Elite Series LED surgical lights provide significant support to the surgeon in narrow fields compared to other surgical lights with their manually adjustable 11-18 cm spot setting via LED modules movement, offering shadow-free illumination in areas where surgeon intervene in neurosurgery and general surgery operations.

All values conform to IEC 60601-2-41. Subject to technical and design changes without notice. Light values are subject to a measurement tolerance of ±10 %. * In accordance with IEC 60601-2-41 the max. illuminance must not exceed 160,000 lx. The measurement tolerance is therefore only -10 %. All values conform to IEC 60601-2-41. Subject to technical and design changes without notice. Light values are subject to a measurement tolerance of ±10 %. * In accordance with IEC 60601-2-41 the max. illuminance must not exceed 160,000 lx. The measurement tolerance is therefore only -10 %.

Elite Series

Technical Specification

Model	Elite
Type	LED
Light Intensity	130.000 lux - 160.000 lux
Light Intensity Adjustment Level	%20-%100 10 steps*-From Control Panel
Color Temperature (K)	3.800K-4.800K* - From Control Panel
Color Temperature Adjustment Level	3 Steps* Manual / 5 Steps* Motorized
Head Diameter	65 cm
Lighthouse Material	Aluminum, Antibacterial (Smooth Surfaces, Curved Corners)
Spot Adjustment	Manual / Motorized
Spot Diameter	11-18 cm
Number of LEDs	58 LEDs
Led Lifetime	>60.000 hours
CRI Ra	> 96
CRI R9	> 97
Illumination Depth(L1+L2)-20%	> 110 cm
Illumination Depth(L1+L2)-60%	> 50 cm
Temperature increase at the surgeon's head	< 1 °C
Increased temperature in the operating room area	< 1 °C
Power Consumption	40 W
Laminar Flow Compatibility	Yes
Resistance to Dust and Water	Yes, IP54
Radiant Energy	< 3,5 mW/m ² Lux
Endoscopy Mode	Yes

Accessories



Optional Features





ETC Pergamon +

SERIES

We have integrated innovative solutions that improve working conditions in the operating room into Pergamon+ series.

High User Comfort with Automatic Spot and High Lighting Depth

Pergamon+ series offers the option of automatically correcting any distortion of circular homogeneity in the spot that may be caused by the distance to the surgical field. With its wide spot scale and high illumination depth, it provides the most suitable focal diameter and illumination comfort for all surgical types.

All Pergamon+ models have the feature of three spot adjustment as Wide, Mid, and Narrow field size via control panel. This adjustment can be done in Pergamon+ E series as electronically, while in Pergamon+ X this adjustments are both electronically and motorized. In Pergamon+ XO, as an advance model, besides these two type of adjustment, Automatic Light Filed Management Sensor (ALM) is integrated.



Sterilizable Handle
Can be sterilized at 134°C
in autoclave

IP 54
Light heads are resistant to dust
and liquid at IP54 level.

Remote Control System

Light systems can be controlled from outside the operation area with the Wall Control Panel, Remote Control and a mobile or tablet.



UHD/FHD Camera

Uninterrupted high resolution image transfer of 3840x2160 or 1920x1080 to all imaging devices is provided for the purpose of recording and training.



Full HD Medical Camera / Ultra HD Camera inside customized protective case

A sterilizable case is used to protect the camera and avoid decontamination during surgeries.

Wireless Camera and Camera Infrastructure

With its wireless camera infrastructure and camera technology, the systems can be used without the need for any equipment for assembly in the installation and removal of the camera. Lights with camera can be equipped with sterilizable handles.



Automatic Light Field Management (ALM)



It allows automatic fixation of the desired spot width above and below 1 meter (0.6m-1.5m).

HIGH Illumination DEPTH (L1+L2)

Pergamon+ series, with illumination depth value $(L1+L2)-20\% > 140$ cm, ensures that light beams reach the deepest cavities of the surgery area in a homogeneous manner with the synchronized movement of the modules. This feature can be reached also manually with handles of Pergamon+ X series for users who are accustomed to conventional systems. In Pergamon+ XO series which have a higher level of technological hardware and software than conventional system, the automatic spot adjustment feature via distance sensor provided perfect operation in narrow and deep operation areas without the need for repositioning of the light.



CONSISTENT ILLUMINATED FIELD

AUTOMATIC Light Field Management (ALM)

The desired spot width above and below 1 meter (0.5m-1.9m) is automatically fixed. If the normal working distance is changed above or below 1 meter, automatic adjustment of the spot width is provided with the sensor technology (ALM) in the Pergamon+ XO series. Without the need to reposition the operating head or manually adjust the spot during surgery, the surgeon is enabled to concentrate on the operating field and work in consistent, homogeneous lighting conditions at all times.



Wide Working Distance Range

Pergamon+ Series

Technical Specifications

Model	Pergamon+ E	Pergamon+ X / Pergamon+ X0
Type	LED	LED
Light Intensity	130.000 lux - 160.000 lux	130.000 lux - 160.000 lux
Light Intensity Adjustment Level	%25-%100 10 Steps*-From Control Panel	%25-%100 10 Steps*-From Control Panel
Color Temperature (K)	3.500K-5.000K*- From Control Panel	3.500K-5.000K*- From Control Panel
Color Temperature Adjustment Level	5 Steps	5 Steps
Head Diameter	65 cm	65 cm
Lighthouse Material	Aluminum, Antibacterial	Aluminum, Antibacterial
Spot Adjustment	Electronic	Electro-motorized
Spot Diameter	16-29 cm	15-30 cm
Number of LEDs	69 LEDs	69 LEDs
Led Lifetime	>60.000 hours	>60.000 hours
CRI Ra	> 96	> 96
CRI R9	> 97	> 97
Illumination Depth(L1+L2)-20%	> 91 cm	> 140 cm
Illumination Depth(L1+L2)-60%	> 61 cm	> 80 cm
Temperature increase at the surgeon's head	< 1 °C	< 1 °C
Increased temperature in the operating room area	< 1 °C	< 1 °C
Power Consumption	80 W	80 W
Laminar Flow Compatibility	Yes	Yes
Resistance to Dust and Water	Yes, IP54	Yes, IP54
Radiant Energy	< 3,5 mW/m ² Lux	< 3,5 mW/m ² Lux
Endoscopy Mode	Yes	Yes

Accessories



Optional Features





ETC Smyrna+

SERIES

Ultimate Lighting and Surgical Efficiency with the Most Innovative Features

Smyrna+ series has been developed based on the idea that more successful surgeries can be performed providing excellence lighting. With the most powerful LED technology, shadow-free illumination, and the integration of the most innovative features that maximize working conditions, this series allows surgeons to perform comfortable and successful surgeries.



Sterilizable Handle

The handles can be sterilized in an autoclave at 134°C.

IP 54

Lighting heads are resistant to dust and liquid at IP54 level

Perfect Operation Experience with Innovative Surgical Light Infrastructure

Smyrna+ Series surgical lights, which were designed using smart sensor technologies in line with all professional experience and user feedback in the field of surgical light, offer superior performance in operation continuity with its Automatic Light Field Management (ALM), Automatic Shadow Management (ASM) and 3 independent microcontrollers in its technology.

In addition to all the features been offered in our other surgical lighting series , in Smyrna+ Series these features can be maximized; With its Illumination Depth value (L1+L2-20%) measured above 183 cm, it has significantly surpassed all its competitors in the international market.


Remote Control System

Light systems can be controlled from outside the operation area with the Wall Control Panel, Remote Control, and a mobile or tablet.



UHD/FHD Camera

Uninterrupted high resolution image transfer of 3840x2160 or 1920x1080 to all imaging devices is provided for the purpose of recording and training.



Full HD Medical Camera / Ultra HD Camera inside customized protective case

A sterilizable case is used to protect the camera and avoid decontamination during surgeries.

Wireless Camera and Camera Infrastructure

With its camera infrastructure and wireless camera technology, the systems are ready to be used without the need for any equipment for assembly in the installation and removal of the camera. Lights with camera can be equipped with sterilizable handles.



Automatic Shadow Management (ASM)



Any obstacles that will affect the illumination efficiency between the operating light head and the operation area are detected by the sensors and shadow formation and loss of light intensity are prevented.

Automatic Light Field Management (ALM)



It allows automatic fixation of the desired spot width above and below 1 meter (0.6m-2.3m).

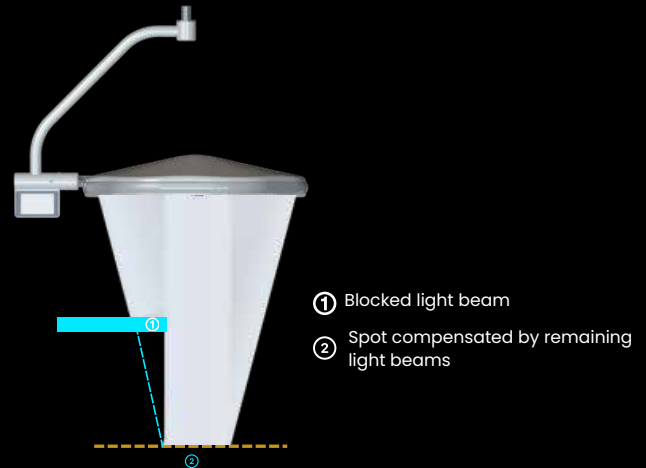
Automatic Light Field Management (ALM) and High Illumination Depth

Within Smyrna+ series and Pergamon+ series, the ALM feature has been taken as an advance level. In this way, the light head can provide the automatic Light Field feature even if it is closer and/or farther away from the operation area, and the operating range is extended. Improving the working range has offered a high-level illumination depth of 185 cm, thus ensuring that even the deepest cavities within the illumination area are illuminated homogeneously, offering the user the highest level of viewing angle.



Automatic Shadow Management (ASM)

Thanks to the 6 sensors used in Automatic Shadow Management (ASM) and the hexagonal structure of the Smyrna+ series, possible shadowing that may occur due to the user blocking any LED Module during operation is prevented. Homogeneous light and focus structure are maintained by sending light beams of higher light intensity to the lighting area of other modules.



All values conform to IEC 60601-2-41. Subject to technical and design changes without notice. Light values are subject to a measurement tolerance of ±10 %. * In accordance with IEC 60601-2-41 the max. illuminance must not exceed 160,000 lx. The measurement tolerance is therefore only -10 %. All values conform to IEC 60601-2-41. Subject to technical and design changes without notice. Light values are subject to a measurement tolerance of ±10 %. * In accordance with IEC 60601-2-41 the max. illuminance must not exceed 160,000 lx. The measurement tolerance is therefore only -10 %.

Smyrna+ Series

Technical Specifications

Model	Smyrna+
Type	LED
Light Intensity	130.000 lux - 160.000 lux (1m)
Light Intensity Adjustment Level	%20-%100 10 steps* -From Touch Control Panel
Color Temperature (K)	3.500K - 5.000 K - 5 step* -From Touch Control Panel
Color Temperature Adjustment Level	5 steps*
Head Diameter	70 cm
Lighthouse Material	Aluminum, Antibacterial (Smooth surfaces, Curved Corners)
Spot Adjustment	By the handle, Electro-motorized
Spot Diameter	15-32 cm
Number of LEDs	108 LEDs
Led Lifetime	>60.000 hour
CRI Ra	> 96
CRI R9	> 97
Illumination Depth(L1+L2)-20%	> 183 cm
Illumination Depth(L1+L2)-60%	> 103 cm
Temperature increase at the surgeon's head	< 1 °C
Increased temperature in the operating room area	< 1 °C
Power Consumption	80 W
Laminar Flow Compatibility	Yes
Resistance to Dust and Water	Yes, IP54
Radiant Energy	< 3,6 mW/m ² Lux
Endoscopy Mode	Yes

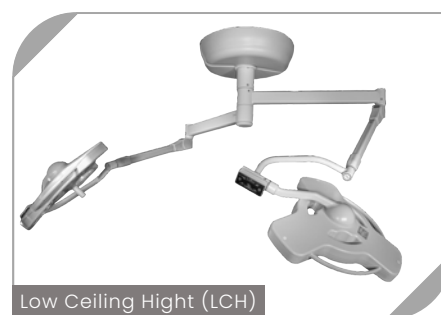
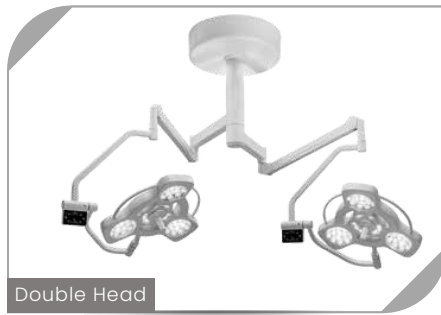
Accessories

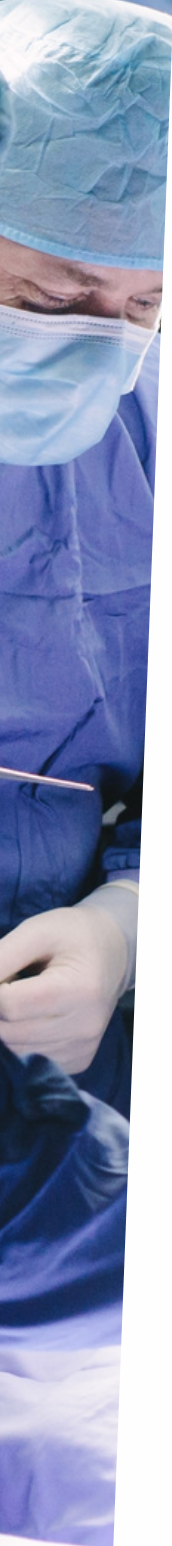


Optional Features



Our Surgical Lights offer solutions for all lighting needs with various mounting styles. Ceiling mounted lighting systems can be configured with single head, double head, triple head, quad head and an additional monitor arm.





ETC Anka+

SERIES

Anka+ Series which are categorized as minor operation lights, have become indispensable for surgeons in small operations thanks to their mounting variety, user-friendly design and high energy efficiency. Anka+ minor operation lights can be used in wide ranges namely as hospitals, veterinary, dermatology, plastic surgery, and gynecology clinics.



Sterilizable Handle

The handles can be sterilized in an autoclave at 134°C.

IP 54

Light heads are resistant to dust and liquid at IP54 level.

Superior Performance in Minor and Critical Surgeries

Anka+ minor operation lights series are compact operation lights that provide illumination levels of 100,000 lux, 110,000 lux and 120,000 lux, and 160,000 lux which are suitable for small critical operations. Anka+ series, with IP54 protection, have features that can meet all needs of a minor surgery. Thanks to the optional battery unit, continuity of operation at maximum lighting intensity for up to 6 hours can be provided.

Different Control Panel Options

Upon to user's demand, the light can be provided with any of the 3 different unique control panels .



FULL HD Camera

Uninterrupted high resolution image transfer of 840x2160 or 1920x1080 to all imaging devices is provided for the purpose of consultancy and training.




6 or 10 hours battery back up unit

In case of a power outage during the operation, the system can automatically switch from main to battery without any lighting interruption. Additionally, battery status and power supply information are shown on the Large Information Screen.

Multifunctional Control Panel



-  On and Off
-  Kelvin Adjustment
-  Spot Size Adjustment
-  Light Intensity Adjustment
-  Light Intensity Adjustment
Endo Mode Activation



Anka+ Series Configurations



Anka+ Series

Technical Specifications

Model	Anka+
Type	LED
Light Intensity	100.000-110.000-120.000 -160.000 lux (1m)
Light Intensity Adjustment Level	%20-%100 10 Steps*-Via Touch Control Panel
Color Temperature (K)	3.800K - 4.800 K - 3 Steps*-Via Touch Control Panel
Color Temperature Adjustment Level	3 Steps* Mobile-Wall/ 5 Steps* Ceiling
Head Diameter	37 cm
Lighthouse Material	Aluminum, Antibacterial (Smooth surfaces, Curved Corners)
Spot Adjustment	Touch Control Panel - Electronic
Spot Diameter	19-31 cm
Number of LEDs	55 LEDs * Mobile/Wall / 54 LED* Ceiling
Led Lifetime	>60.000 hours
CRI Ra	> 96
CRI R9	> 97
Illumination Depth(L1+L2)-20%	> 203 cm
Illumination Depth(L1+L2)-60%	> 140 cm
Temperature increase at the surgeon's head	< 1 °C
Increased temperature in the operating room area	< 1 °C
Power Consumption	58 W
Laminar Flow Compatibility	Yes
Resistance to Dust and Water	Yes, IP54
Radiant Energy	< 3,5 mW/m ² Lux
Endoscopy Mode	Yes

Accessories



Optional Features





ETC Kayra+

SERIES



IP 54

Lighting heads are resistant against dust and liquid at IP54 level.

Sterilizable Handle

The handle can be sterilized in an autoclave at 134°C.

Kayra+ Series lights are high-end examination lighting systems that provide 80,000 lux illumination at a distance of 1 meter. Their high CRI value and color temperature adjustment features enable them to be used for minor operations when necessary.

Powerful Lighting Solution in Small and Crowded Treatment and Examination Areas

It is offered as wall-mounted, ceiling-mounted and mobile version. This series provides the perfect solution in areas such as hair transplantation centers, dental clinics, aesthetics, and beauty centers. Mobile Kayra+ systems with optional 3-hour battery are the perfect portable lighting system for clinics looking for more than an ordinary examination light.



1 or 3 Hours Battery Backup Unit

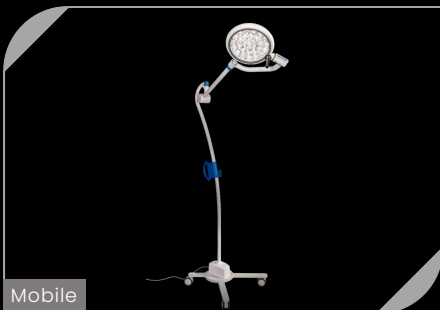
In the event of a power outage, the system can automatically switch from main to battery without causing any lighting interruption.

Multifunctional Control Panel



-  On an Off
-  Klevin Adjustment
-  Spot Size Adjustment
-  Light Intensity Adjustment
-  Light Intensity Adjustment
Dental Mode Activation

Kayra+ Series Configurations



Mobile



Wall Mounted



Single Head



Double Head

Kayra+ Series

Technical Specifications

Model	Kayra+
Type	LED
Light Intensity	50.000 - 80.000 lux - 100.000 lux (1m)
Light Intensity Adjustment Level	%20-%100 10 Steps* -Via Touch Control Panel
Color Temperature [K]	3.800K - 4.800 K - 3 Steps* -Via Touch Control Panel
Color Temperature Adjustment Level	3 Steps* - Via Touch Control Panel
Head Diameter	29 cm
Lighthouse Material	Aluminum, Antibacterial (Smooth surfaces, Curved Corners)
Spot Adjustment	Via Touch Control Panel - Electronic
Spot Diameter	15-25 cm
Number of LEDs	31 LEDs
Led Lifetime	>60.000 hours
CRI Ra	> 96
CRI R9	> 97
Illumination Depth(L1+L2)-20%	> 185 cm
Illumination Depth(L1+L2)-60%	> 125 cm
Temperature increase at the surgeon's head	< 1 °C
Increased temperature in the operating room area	< 1 °C
Power Consumption	26 W
Laminar Flow Compatibility	Yes
Resistance to Dust and Water	Yes, IP54
Radiant Energy	< 3,5 mW/m ² Lux
Endoscopy Mode	Yes

Accessories



Optional Features



All values conform to IEC 60601-2-41. Subject to technical and design changes without notice. Light values are subject to a measurement tolerance of ±10 %. * In accordance with IEC 60601-2-41 the max. illuminance must not exceed 160,000 lx. The measurement tolerance is therefore only -10 %. All values conform to IEC 60601-2-41. Subject to technical and design changes without notice. Light values are subject to a measurement tolerance of ±10 %. * In accordance with IEC 60601-2-41 the max. illuminance must not exceed 160,000 lx. The measurement tolerance is therefore only -10 %.



EXAMINATION LIGHT

ETC Hera+

SERIES

Powerful lighting solution
with small size lighting

 **LOW POWER CONSUMPTION**

 **HIGH CRI VALUE: SEE TEXTURES IN TRUE COLOR**

 **MORE THAN AN EXAMINATION LAMP**

 **LATEST TECHNOLOGY LED CHIP**

Adjustable Lux

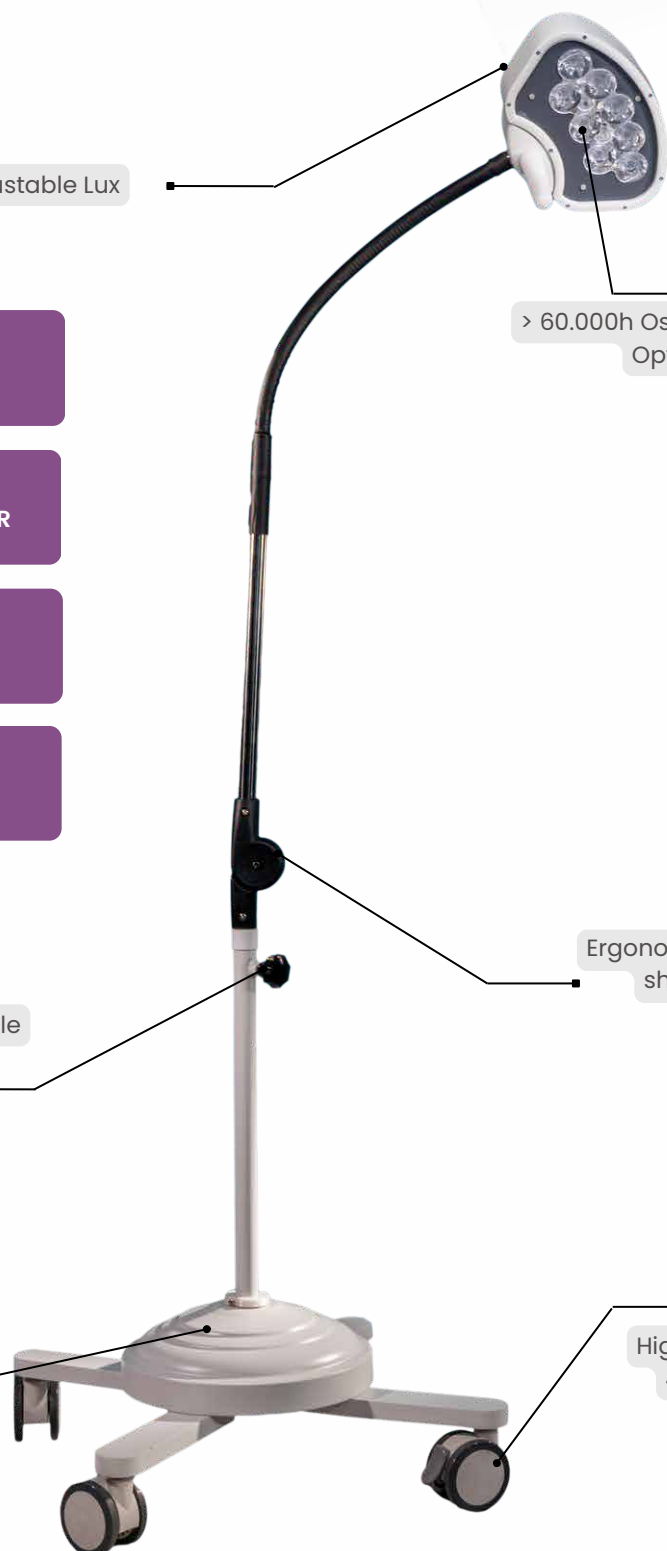
> 60.000h Osram 8-10 LED Option

Height Adjustable Light Body

Ergonomic foldable short arm

Perfect balance system against tipping over

High-end lockable 4 or 5 casters





EXAMINATION LIGHTS

ETC Hera S+

Solution to small and crowded treatment and examination areas providing strong lighting

SERIES



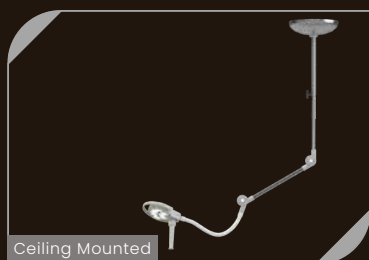

ETC HERA S+

Hera+/Hera S+ Series

Technical Specifications

MODEL	HERA+	HERA S+ 40	HERA S+ 60
Light Intensity (Lux) (0.5m)	60.000 lux	40.000 lux	60.000 lux
Color Rendering Index CRI Ra	>96	>96	>92
Color Temperature (Kelvin)	4.250 +- 10%	4.500 K +-10%	6.500 K +-10%
Light Intensity Level Adjustment	Fixed or %50-%100 adj. option	Fixed or %50-%100 adj. option	Fixed or %50-%100 adj. option
Number of LED	10 LEDs	7 LEDs	7 LEDs
Spot Diameter (0,5m)	15 cm	18 cm	18 cm
Power Consumption (W)	12W	10 W	14 W
LED Lifetime (h)	>60.000	60.000	60.000
Working Distance (cm)	40-100	30-100	30-100
Integrated on/off switch	Yes	Yes	Yes
Minimum 2 hours battery	Yes(Optional)	Yes(Optional)	Yes(Optional)
Automatic switch to battery during power outage	Yes(Optional)	Yes(Optional)	Yes(Optional)
Light Head Size (cm)	24 cm	9.9 cm	9.9 cm

Hera+ Configuration



Hera S+ Configuration



ETCLED

FORE MORE THAN SEEING...

Etkin
TIBBİ CİHAZLAR

+90(232) 464 00 20

www.etkintibbi.com

+90(232) 464 14 93

etkintibbi@etkintibbi.com

CE FDA
REGISTERED



Ataturk O.S.B. 10052 Str No.10 Çiğli İzmir, 35620 TURKEY